


Accessories

Junction boxes

CEM4-C



Junction boxes for up to 4 load cells

IP65

ABS case

Connector for rapid connection to our 1006 Testers for the load cells

TECHNICAL CHARACTERISTICS CEM4-C



Temperature range:	-10 ÷ +50 °C
Storage temperature:	-20 ÷ +70 °C
Electrical connection:	Terminal screw pass 5 mm
Dimensions:	200 x 150 x 75 mm (L x H x D)
Drilling template:	188 x 118 mm (L x H)



Accessories

Junction boxes

CEM4-C



Load Cells N° 1-2-3-4



Tester 1008